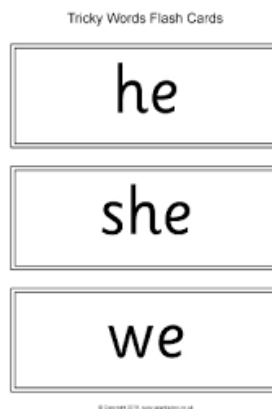


## Activities to reinforce sight/tricky words

Tricky words, sometimes referred to as sight words form an important part of a child's foundation for reading as they encounter these words very regularly. It is important that children learn to read these words 'on sight', i.e without sounding out the words so repetition is central to children having a good grasp of these words. Listed below are some simple ideas for different ways to practice these words.

1. Bag my Words- Pupils read and place the words they know in their tricky word bag. Alternatively, pick a word from the bag and if they can read it they get a point.




2. Find that word- Lay out all the tricky words on a table/countertop and call out a word for your child to find. Pupils pick up the word if they can find it. If they are not sure, move onto another word and come back to the word they did not know.
3. Sight Word Splat- Lay out all tricky words on the table and pupils use a fly swatter to splat the word when it is called out. An alternative version may be superhero smash where pupils place their toy on the word being called out. Can be played individually or as a partner game with parent/sibling.



**Superhero Sight Word**  
**MASH**



4. Word Race- Word Race- Place several word cards on the floor. Call out a word and see which family member can run to the word first. Alternatively place the words on the ground and toss a beanbag or ounce a ball on the correct word.




5. Sight Word Car Park- Write out tricky words in a car park with a space for each word on a piece of paper. Pupile drive their toy car to the correct space depending on which word is called out.



6. Hide a word- Lay out three to four words on a table and get your child to read the words first. Then ask your child to close their eyes and remove one of the words before they open their eyes and tell you which word was taken.

7. Tricky word Toss- Various versions of this game. Read the tricky word shown and if your child knows it they get to throw a pom pom/ piece of paper into the cup like a basketball shot. A variation would be to use cupcake liners in a tin marked with tricky words and throw a bottle cap/coin into the correct word.



8. Hop-scotch- Use the sight word cards and spread them out on the floor or outside on a level surface. Call out a word and have your child play hop-scotch to retrieve the word. Have your child read the words when they pick it up off of the ground.



9. Sight word Scratch/ Dot sticker- Two variations of similar activities. Write out the tricky words on a piece of paper. When the word is called out pupils must cross out/circle or place a sticker beside the word. If pupils are struggling with one word. Write this word several times to give ample opportunity to practice.



10. Magnetic Letters- This can be done several ways using a fridge door/baking tray etc. or even scrabble tiles as a variation. Make a given word using the letters. Playdough would also be an option for making the word.



11. Scavenger hunt- Hide the Tricky words on post its around the house/room. Tell your child a place to look or tell your child a clue of where to look (Ex: You sleep in this room. \*kid's bedroom\*). Your child should look to find the word and bring the card to you or match it to their own little tricky word. Have your child read the word and use the word in a verbal sentence. Repeat until all cards have been found.




## sight word scavenger hunt



## Sight Word

Post-it Note Match Game



Another version of this would be to simply complete the activity by matching the post -its to their own tricky words.

12. Rainbow Write- Use one crayon/pen/colored pencil to write a sight word. Use a different color crayon/pen/colored pencil on top of the first crayon writing. Use about 5-6 different colors. The word should look like a rainbow word.

13. Help a Hedgehog Game- You can input the child's tricky words into the game and then pupils have to race against the timer to practice reading their words. (Click on I'll enter my own words option).

Link: <https://ictgames.com/mobilePage/helpAHedgehog/>

